

WELCOME!

Be ready to share something good or something that you are grateful for today. 😊

Today's Agenda:

1. Zoom Expectations
2. Common Questions
3. Courses & Classwork
4. Canvas for All Classes
5. Apex Math & ELA
6. Health & Wellbeing
7. Questions? Needs?

ZOOM Meeting Expectations

1. **You are being monitored!**
2. **Dress Appropriately! You're at school.**
3. **Mute your microphone upon entering & wait for instructions.**
4. **Be thoughtful & considerate. Be your best self! Teachers, TAs, Parents, and sometimes younger siblings are watching and listening.**
5. **Violation of rules may get you muted, your video turned off, or booted!**
6. **Think of a good thing to share soon!**



Common Questions

Spring Sports?

CANCELLED

Try to stay fit in other ways:

Go hiking, running, bike riding.

Join social media challenges to stay fit.

Find YouTube fitness channels!

Can I get into the building? I have
stuff in my locker that I need...

ALL SCHOOL BUILDINGS CLOSED

Email jefts_bobby@asdk12.org

Or parsons_kelly@asdk12.org

MAP TESTING?
PEAKS TESTING?

CANCELLED

Attendance in Zoom Office Hours?

NOT REQUIRED

It's equivalent to a student walking up to the teacher's desk and asking a question.

How will we stay in touch?

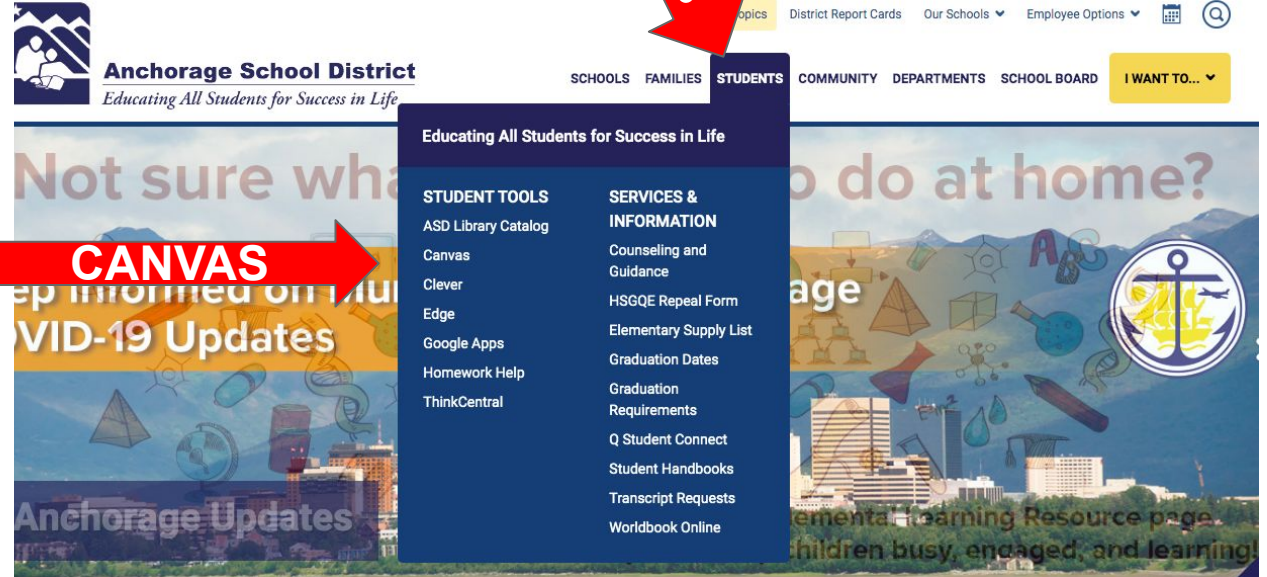
Canvas Announcements
and
Zoom Office Hours

CANVAS AND APEX

HOW TO ACCESS CANVAS?

Steps:

1. Go to asdk12.org.
2. Go to **Students** tab and choose **Canvas**.



The screenshot shows the Anchorage School District website. The header includes the logo and the tagline "Educating All Students for Success in Life". The navigation menu has "SCHOOLS", "FAMILIES", "STUDENTS", "COMMUNITY", "DEPARTMENTS", and "SCHOOL BOARD". A red arrow labeled "STUDENTS" points to the "STUDENTS" tab. A dropdown menu is open under "STUDENTS", listing "STUDENT TOOLS" (ASD Library Catalog, Canvas, Clever, Edge, Google Apps, Homework Help, ThinkCentral) and "SERVICES & INFORMATION" (Counseling and Guidance, HSGQE Repeal Form, Elementary Supply List, Graduation Dates, Graduation Requirements, Q Student Connect, Student Handbooks, Transcript Requests, Worldbook Online). A red arrow labeled "CANVAS" points to the "Canvas" link in the dropdown menu.

HOW TO ACCESS CANVAS?

Steps:

3. Log in using your **ASD**
credentials.

Username: lastname.firstname

Password: Student ID number



Anchorage School District

Educating All Students for Success in Life

Sign in with your organizational account

Sign in



All Courses

**Your teachers are setting up your course content.
Most of them are NOT published yet for you to view.**

Course	Nickname	Term	Enrolled as	Published
☆ 2019-Advisory 6-8-M7108-61-0-Jacobsen		QA 19-20	Student	No
☆ 2019-Band Intermediate 2-M5605-1-1-Walters		QA 19-20	Student	No
☆ 2019-Integrated Science 7-M2030-3-5-Kirr		QA 19-20	Student	No
☆ 2019-Language Arts 7-M0120-7-7-Wall		QA 19-20	Student	No
☆ 2019-Math 7-M1007I-3-3-Collums		QA 19-20	Student	No
☆ 2019-Physical Education-M6064-22-4-Haese		QA 19-20	Student	No
☆ 2019-Social Studies 7-M3001-2-2-Barringer		QA 19-20	Student	No
☆ 2020-Computer Technology 7-M8490-4-6-Hartill		SA 19-20	Student	No
☆ 2020-Study Skills-M9926-3-1-Stout		S2 19-20	Student	No

Please be patient. Wait for . . .

March 31 to access Language Arts and Math classes.

April 6 for Social Studies and Science classes to be ready.

April 13 other Electives will be ready on Canvas.

If you click on COURSES, and “All Courses” you will see your school schedule.

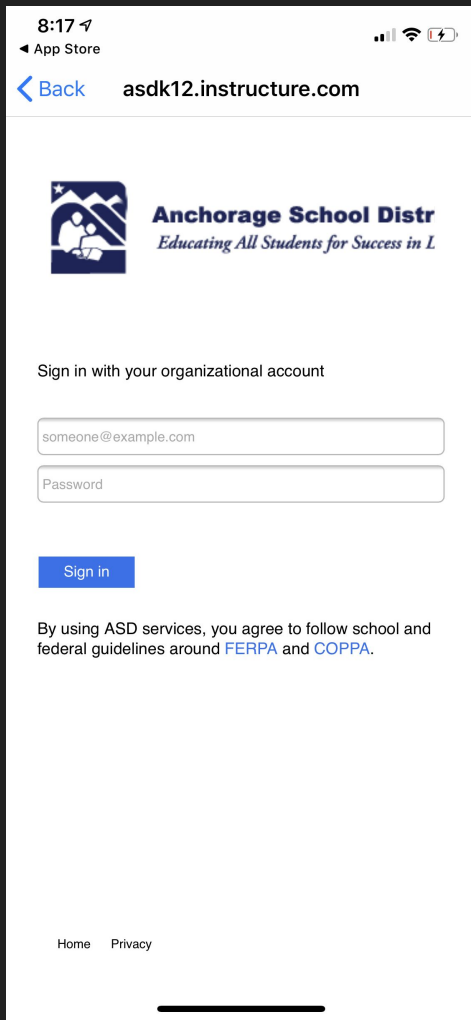

**Smartphone &
Tablet Users:**

**In the APP store or
Google Play Store:**

**Search and Install
Canvas Student.**



**Parents can try
Canvas Parent app.**


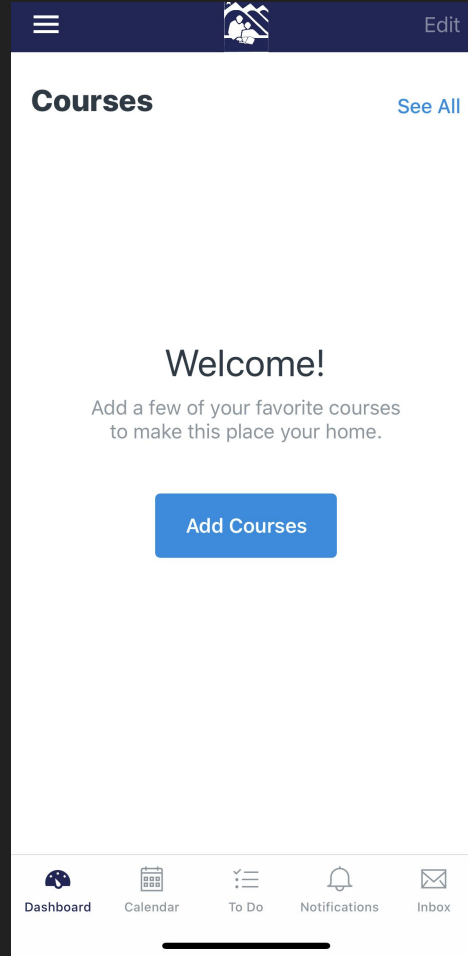


Open Canvas App

Search "Anchorage School District"

Then Login.

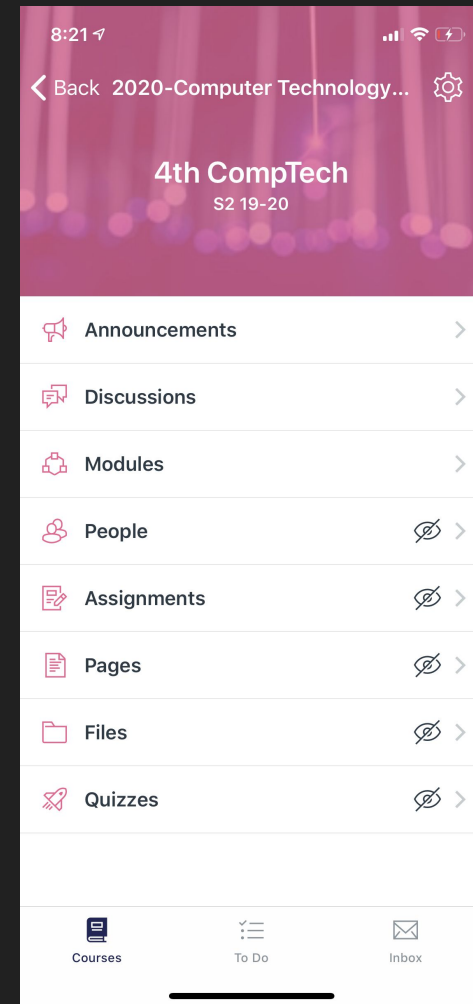
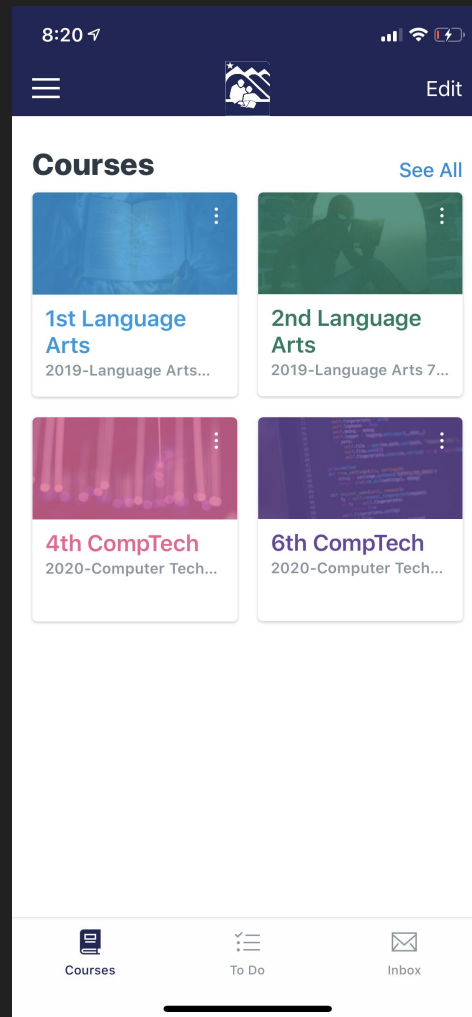
***This week, the app
will look empty,
like you have no
courses...***




On March 31, you will begin to see your Language Arts and your Math courses.

Here is a look at my Canvas app.

Your classes are currently “hidden” until March 31.





Language Arts class example

Please don't use your phone to do Apex work. Use a device with a larger screen like a laptop.

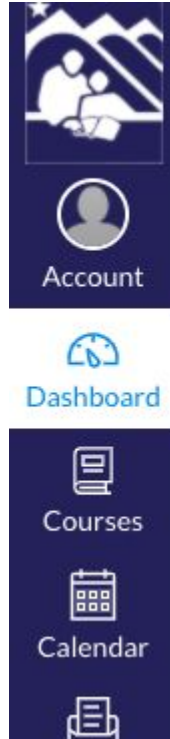
*Mobile App gives alerts and **Announcements** about Canvas classes.*

*You also have an **Inbox!***

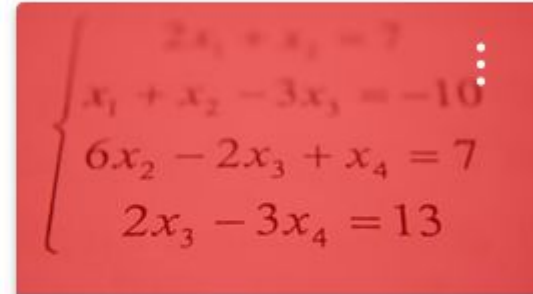
HOW TO ACCESS APEX?

Steps:

1. In Canvas, **choose your ELA or Math class** from the Dashboard or Courses tab.



Dashboard



2019-Algebra I-M1014-2-6-Pascual

2019-Algebra I-M1014-2-6-P...
QA 19-20



Math Class

HOW TO ACCESS APEX?


Steps:

2. After you select your ELA or Math class, always **check the ANNOUNCEMENTS** for important updates and Zoom meeting links.


QA 19-20

- Home
- Announcements**
- Modules
- Grades
- Syllabus
- Google Drive
- Newsela

Recent Announcements

-  **APEX help ZOOM meeting on March 31 at 9:45AM**
Welcome back! I will hold a Getting Started Tutorial for APEX o...
Mar 25, 2020 at 2:27pm

2019-Algebra I-M1014-2-6-Pascual



HOW TO ACCESS APEX?

Steps:

3. **Click on the blue Apex icon** to log in.

You will see an 'Active Directory' login on the next screen.



HOW TO ACCESS APEX?

Steps:

4. Choose Active Directory and login using your ASD credentials.

Username: lastname.firstname

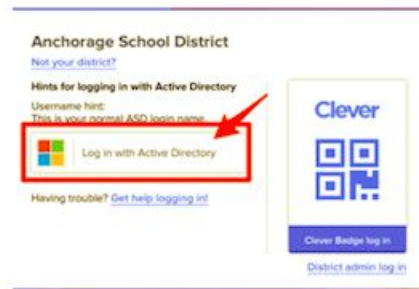
Password: Student ID number

Note: This only needs to be done once.

Click the blue Apex button below to access your class



Choose ACTIVE DIRECTORY ON FIRST LOGIN



Username: lastname.firstname

Password: student id (or school password)

GOING ABOUT APEX

DASHBOARD

Algebra I Prescriptive Sem 2

Apex Learning

Start

Welcome, Agripina!

1 Unit Overview: Polynomials

5/21 0/24 0/28 0/20

Unit 1 Unit 2 Unit 3 Unit 5

Unit 1: Polynomials

Unit 2: Factoring Polynomials

Unit 3: Quadratic Equations and Functions

NAME

GOING ABOUT APEX

Parts of a Math unit:

**CLICK ON EVERYTHING
CLICKABLE!**

1. **Lesson Overview** - lists the objective/s for each lesson, may have a video

In the lesson overview, you can access the **key terms (vocabulary)** essential to the lesson.


Lesson 1.1 Overview: What Is a Polynomial?

What Is a Polynomial?

Are you starting a business and trying to figure out your profits? Are you an engineer attempting to build a bridge?

If so, you're probably going to need polynomials.

As you discover the difference between coefficients and constants, remember that polynomials make it easier to solve algebra problems.



Key terms

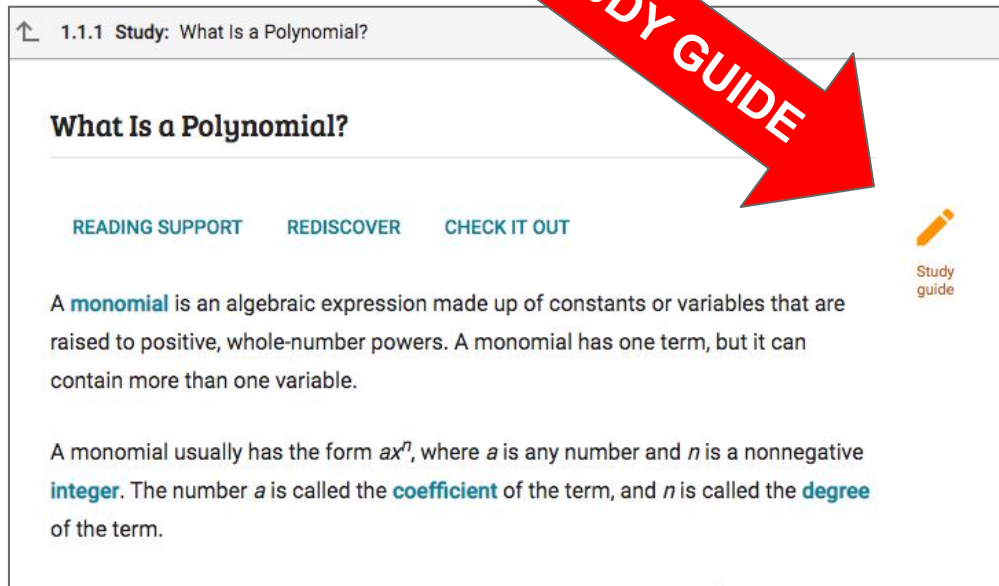
KEY TERMS

GOING ABOUT APEX

Parts of a unit:

2. Study guide - detailed explanation PLUS access to interactive practice for each part of the lesson

***It might be helpful to PRINT (or keep a journal) the Study Guide while you go through the study so you can keep your notes handy for quizzes/tests.




1.1.1 Study: What Is a Polynomial?

What Is a Polynomial?

[READING SUPPORT](#) [REDISCOVER](#) [CHECK IT OUT](#)

A **monomial** is an algebraic expression made up of constants or variables that are raised to positive, whole-number powers. A monomial has one term, but it can contain more than one variable.

A monomial usually has the form ax^n , where a is any number and n is a nonnegative **integer**. The number a is called the **coefficient** of the term, and n is called the **degree** of the term.

 Study guide

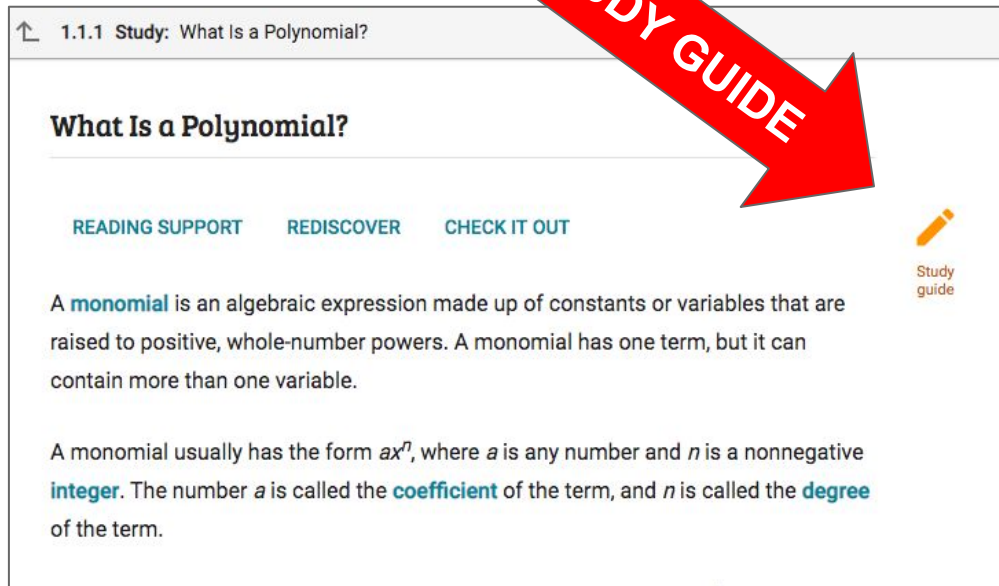
***You cannot access the study guide, check up, or review while you are doing a quiz or a test. So, NOTES matter!

GOING ABOUT APEX

Parts of a unit:

Study guide answers are available once you have completed the lesson.

To check your work, click the study guide icon from the first page of the lesson, and click 'show answers'.




1.1.1 Study: What Is a Polynomial?

What Is a Polynomial?

[READING SUPPORT](#) [REDISCOVER](#) [CHECK IT OUT](#)

A **monomial** is an algebraic expression made up of constants or variables that are raised to positive, whole-number powers. A monomial has one term, but it can contain more than one variable.

A monomial usually has the form ax^n , where a is any number and n is a nonnegative **integer**. The number a is called the **coefficient** of the term, and n is called the **degree** of the term.

 Study guide

GOING ABOUT APEX

Parts of a unit:

3. Check Up - M6/M7/M8 - computer scored
TM/Pre/Alg/Geo - students check own answers
4. Review - M6/M7/M8 only - Video summary of lesson
5. Quiz - Assessment for the lesson
6. Unit Test (CST) - Assessment for the unit

*****Only QUIZZES and TESTS are graded.**

ADDITIONAL INFORMATION:

- You need to earn 60% or higher to move on to the next lesson/unit.
- You have TWO attempts for every quiz/test to earn a minimum of 60% to move on.
- If you have exhausted your TWO attempts, please send me a message in Canvas to consider resetting the quiz/test.

- Mrs. Fowley: fowley_katherine@asdk12.org
- Mrs. Foss: foss_michelle@asdk12.org

ADDITIONAL INFORMATION:

- **Tests are locked.**
- Once you are ready for a TEST, I will unlock it.
- If you have earned 60% or higher but YOU ARE NOT SATISFIED with your grade, contact me to consider resetting it. **YOU ARE ONLY entitled request ONE RESET per quiz/test if you have initially passed it.**

ADDITIONAL INFORMATION:

- For additional help, join our **Zoom Office Hours sessions at 10:00–11:00 AM (Fowley) and 11:00 AM–12:00 PM (Foss) on Mondays, Wednesdays, and Fridays**. Zoom meeting links are posted in the class Announcements in Canvas.
- When you join ZOOM, please be ready with your questions, and please, DO NOT use the given problems on the quizzes/tests.

Breathe

Middle School Classes

March 31 Language Arts & Math
All work completed in Apex.

April 6 Science & Social Studies
Activities completed in Canvas.

April 13 Electives & CTE
Activities completed in Canvas.

	Monday	Tuesday	Wednesday	Thursday	Friday
8 - 9am	Tutor Sessions for Sped, ELL, Tier II & III				
9 - 10am	World Language	P.E. / JROTC	World Language	P.E. / JROTC	World Language
10 - 11am	Math	HS Elective	Math	HS Elective	Math
11- 12pm	Language Arts	Fine Arts	Language Arts	Fine Arts	Language Arts
12 -1pm	Science	CTE	Science	CTE	Science
1 - 2pm	Social Studies	MS Electives	Social Studies	MS Electives	Social Studies
2 - 3pm	Tutor Sessions for Sped, ELL, Tier II & III				

ASD Tech Support for Parents & Students

<https://help.asdk12.org>

Meals Pick-Up
10:00 - 2:00



Chugiak Elementary
Homestead
Elementary
Fire Lake Elementary
[More Locations &
Information](#)

What do you need?

Any Questions?

Good Things